

# CHELAN COUNTY

## MONTHLY FINANCIAL REPORT

# FEBRUARY 2013



## HIGHLIGHTS:

General Fund summary, projected and actual:

	<b>Projected Year-to-Date</b>	<b>Actual Year-to-Date</b>
<b>Revenue</b>	2,723,983	2,817,626
<b>Expenditures</b>	4,948,258	4,753,861
<b>Net Income (Deficit)</b>	(2,224,275)	(1,936,235)
<b>Beginning Fund Balance</b>	4,000,000	4,430,063
<b>Current Fund Balance</b>	1,775,725	2,493,828
<b>Ending Cash Balance</b>		3,412,120

*The above projected numbers do not include emergency appropriations or unbudgeted revenue. Expenditures, revenues, and fund balances in this report are compiled on the modified accrual basis.*



Prepared by:  
**Brad Posenjak, CPA**  
 Chief Deputy Auditor  
 (509) 667-6655  
[brad.posenjak@co.chelan.wa.us](mailto:brad.posenjak@co.chelan.wa.us)

Previous monthly financial reports are available at [http://www.co.chelan.wa.us/ad/accounting/county\\_budget.htm](http://www.co.chelan.wa.us/ad/accounting/county_budget.htm)

# GENERAL FUND - BY CATEGORY

Through February 28, 2013

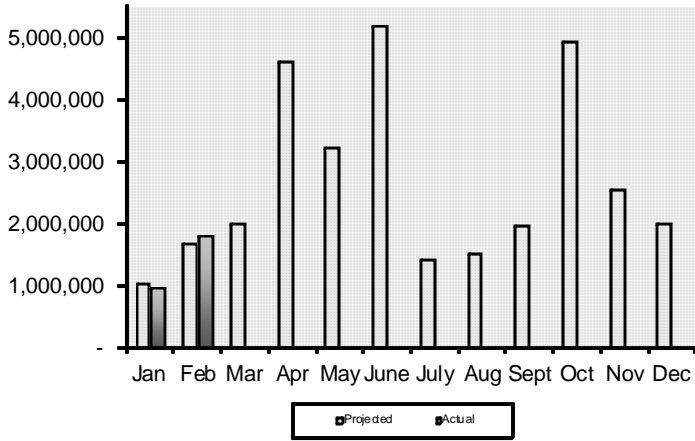
REVENUE	Month-To-Date			Year-To-Date		
	Projected	Actual	Variance	Projected	Actual	Variance
Property Tax	196,803	146,453	(50,350)	230,252	182,952	(47,301)
Sales Tax	540,421	499,575	(40,845)	914,707	905,105	(9,601)
Prop. Tax Penalty & Interest	80,260	83,469	3,209	143,580	143,825	244
Building and Planning Fees	69,554	64,060	(5,494)	117,316	121,848	4,532
PILT	0	0	0	0	0	0
PUD Priviledge Tax	0	0	0	0	0	0
Liquor X & P	0	0	0	10,915	0	(10,915)
Wenatchee Court	18,157	0	(18,157)	21,365	0	(21,365)
Law Enforcement Contracts	384,034	576,916	192,883	523,423	610,248	86,825
Recording Fees	11,411	11,456	44	21,684	27,358	5,674
Motor Vehicle Licensing	25,342	23,564	(1,778)	49,137	50,540	1,403
Probation Services	18,697	18,096	(602)	35,653	42,569	6,915
Interfund Payments	0	435	435	0	435	435
Court Fines	58,653	51,872	(6,781)	110,125	100,629	(9,496)
Treasury Interest	12,125	3,945	(8,180)	21,486	22,442	956
Grants\Entitlements	144,719	193,716	48,996	313,152	338,331	25,180
Other *	124,007	151,272	27,265	211,188	271,345	60,157
<b>TOTAL</b>	<b>1,684,182</b>	<b>1,824,828</b>	<b>140,646</b>	<b>2,723,983</b>	<b>2,817,626</b>	<b>93,643</b>

EXPENDITURES	Month-To-Date			Year-To-Date		
	Projected	Actual	Variance	Projected	Actual	Variance
10 - Salaries & Wages	1,228,536	1,165,175	(63,361)	2,457,497	2,343,312	(114,185)
20 - Personnel Benefits	483,856	449,326	(34,530)	1,004,162	956,454	(47,708)
30 - Supplies	42,913	68,756	25,843	78,812	113,707	34,895
40 - Other Services/Charges	386,888	357,490	(29,398)	782,263	709,119	(73,144)
50 - Intergovernmental Svcs	25,560	25,717	157	49,890	57,535	7,645
90 - Interfund Payments	287,817	287,209	(607)	575,634	573,735	(1,899)
<b>TOTAL</b>	<b>2,455,570</b>	<b>2,353,673</b>	<b>(101,897)</b>	<b>4,948,258</b>	<b>4,753,861</b>	<b>(194,397)</b>

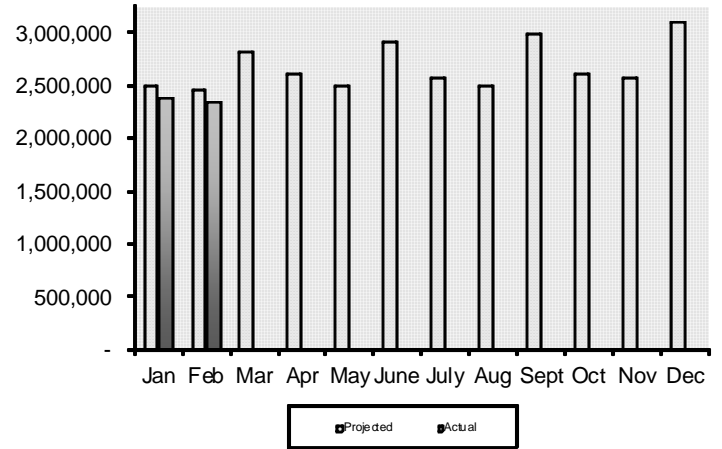
Projected columns are calculated by comparing actuals from the past five years on a monthly basis.  
The monthly averages are then applied to the 2013 budget.

\* Other revenues include various small fees, grants, and state funds.

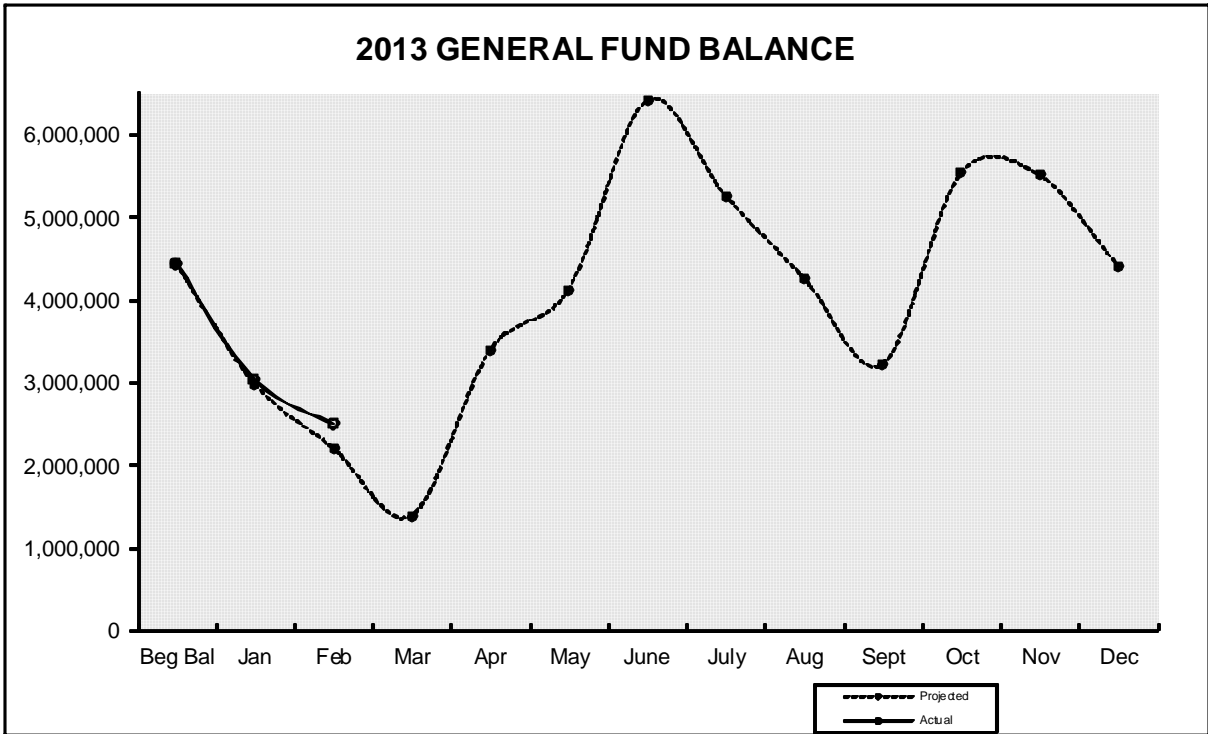
**MONTHLY GENERAL FUND REVENUES**



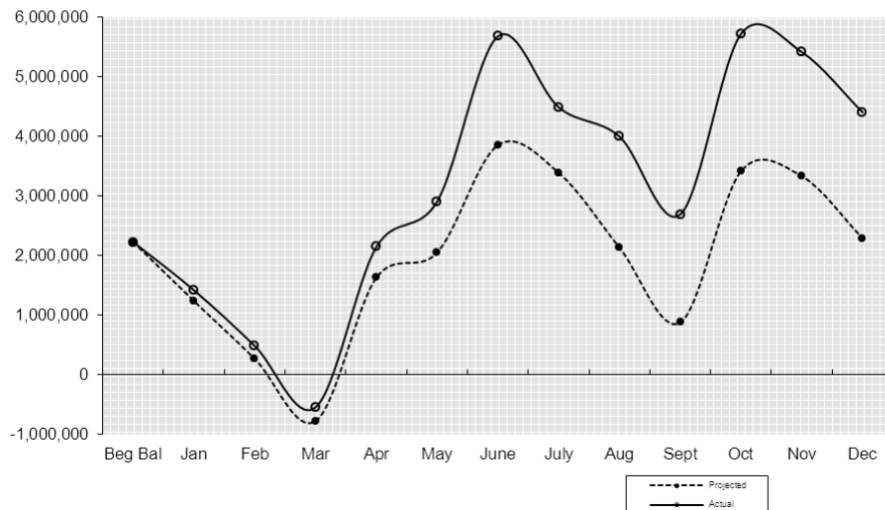
**MONTHLY GENERAL FUND EXPENDITURES**



**2013 GENERAL FUND BALANCE**



**2012 GENERAL FUND BALANCE**



# REVENUE

Through February 28, 2013

## GENERAL FUND

Dept # / Department	2013 Budget	2013 Actual	Balance	Percent Received
010 Assessor	34,060	200	33,860	0.6%
015 Auditor	911,208	63,536	847,672	7.0%
020 Community Development	1,100,707	123,314	977,393	11.2%
040 Clerk	792,920	131,545	661,375	16.6%
045 Commissioners	9,577,480	1,065,627	8,511,853	11.1%
050 Coroner	15,000	11,190	3,810	74.6%
052 Information Technology	107,723	0	107,723	0.0%
055 Facilities Maintenance	622,435	274	622,161	0.0%
065 District Court	1,219,470	160,720	1,058,750	13.2%
066 District Court Probation	294,148	43,582	250,566	14.8%
075 Extension Services	58,500	5,928	52,572	10.1%
085 Juvenile Services	646,446	42,898	603,548	6.6%
105 Non-Departmental	539,131	118,971	420,160	22.1%
139 Child Support Enforcement	397,617	28,408	369,209	7.1%
140 Prosecuting Attorney	530,146	22,696	507,450	4.3%
145 Sheriff *	3,057,431	625,234	2,432,197	20.4%
155 Superior Court System	82,295	5,184	77,111	6.3%
165 Treasurer	1,291,219	185,368	1,105,851	14.4%
170 Property Taxes	10,921,212	182,952	10,738,260	1.7%
<b>TOTALS</b>	<b>32,199,148</b>	<b>2,817,626</b>	<b>29,381,522</b>	<b>8.8%</b>

## SPECIFIC FUNDS

Fund	2013 Budget	2013 Actual	Balance	Percent Received
110 County Roads	13,096,826	528,147	12,568,679	4.0%
119 Ohme Gardens	206,240	1,630	204,610	0.8%
125 Horticulture	121,758	1,547	120,211	1.3%
128 Noxious Weed	328,014	5,306	322,708	1.6%
180 Natural Resources	4,419,608	1,456	4,418,152	0.0%
405 Wenatchee River Park	192,250	4,268	187,982	2.2%
410 Expo Center	160,162	20,000	140,162	12.5%
411 Fair	173,500	0	173,500	0.0%
450 Regional Justice Center	8,106,808	1,409,972	6,696,836	17.4%
510 ER&R	3,052,641	740	3,051,901	0.0%
530 Motor Pool	969,474	1,986	967,488	0.2%

\* Includes additional revenue budget than what was originally budgeted

# EXPENDITURES

Through February 28, 2013

## GENERAL FUND

Dept # / Department	2013 Budget	Budget Adjs	2013 Actual	Balance	Percent Expended
010 Assessor	1,144,961	0	163,930	981,031	14.3%
015 Auditor	1,107,622	0	197,478	910,144	17.8%
016 Board of Equalization	7,225	0	424	6,801	5.9%
020 Community Development	1,527,624	0	179,696	1,347,928	11.8%
030 Civil Service Comm	11,097	0	0	11,097	0.0%
040 Clerk	1,060,433	0	182,651	877,782	17.2%
045 Commissioners	667,197	0	101,613	565,584	15.2%
050 Coroner	219,817	0	21,647	198,170	9.8%
052 Information Technology	678,175	0	119,230	558,945	17.6%
055 Facilities Maintenance	1,495,879	0	191,990	1,303,889	12.8%
065 District Court	1,211,385	0	196,037	1,015,348	16.2%
066 District Court Probation	413,086	0	64,084	349,002	15.5%
075 Extension Services	290,119	0	25,461	264,658	8.8%
085 Juvenile Services	2,654,060	0	400,813	2,253,247	15.1%
105 Non-Departmental	7,309,282	0	1,114,995	6,194,287	15.3%
139 Child Support Enforcement	375,356	0	49,039	326,317	13.1%
140 Prosecuting Attorney	1,788,431	0	277,183	1,511,248	15.5%
145 Sheriff	8,676,448	27,220	1,227,724	7,475,944	14.1%
155 Superior Court System	937,050	0	149,469	787,581	16.0%
165 Treasurer	591,267	0	90,396	500,871	15.3%
170 Property Tax Transfer	30,000	0	0	30,000	0.0%
<b>TOTALS</b>	<b>32,196,514</b>	<b>27,220</b>	<b>4,753,861</b>	<b>27,469,873</b>	<b>14.8%</b>

## SPECIFIC FUNDS

Fund	2013 Budget	Budget Adjs	2013 Actual	Balance	Percent Expended
110 County Roads	13,315,239	0	888,091	12,427,148	6.7%
119 Ohme Gardens	230,936	0	18,470	212,466	8.0%
125 Horticulture	129,648	0	11,693	117,955	9.0%
128 Noxious Weed	332,614	0	30,535	302,079	9.2%
180 Natural Resources	4,570,772	0	210,601	4,360,171	4.6%
405 Wenatchee River Park	220,258	0	10,014	210,244	4.5%
410 Expo Center	136,124	0	17,559	118,566	12.9%
411 Fair	176,339	0	25,848	150,491	14.7%
450 Regional Justice Center	8,272,191	0	1,197,121	7,075,070	14.5%
510 ER&R	2,705,938	0	105,542	2,600,396	3.9%
530 Motor Pool	948,485	0	81,126	867,359	8.6%

## CASH & INVESTMENTS

<b>Fund</b>	<b>December 31, 2012 Cash &amp; Investments</b>	<b>January 31, 2013 Cash &amp; Investments</b>	<b>February 28, 2013 Cash &amp; Investments</b>
010 General	5,713,973	4,438,332	3,412,120
110 County Roads	2,994,126	4,225,949	4,896,890
119 Ohme Gardens	96,879	88,574	80,869
125 Horticulture Pest & Disease	65,584	60,816	56,983
128 Noxious Weed	831	3,161	(3,760)
140 Cashmere-Dryden Airport	23,930	22,491	26,525
180 Natural Resources	1,809	164,843	(23,323)
190 Criminal Justice Tax	1,159,311	1,205,840	1,270,416
301 REET 1	1,240,145	1,148,784	1,181,851
405 Wenatchee River Park	62,605	55,531	52,212
410 Expo Center	44,876	59,215	49,820
411 Fair	73,811	67,953	65,549
450 Regional Justice Center	635,454	596,413	524,729
510 ER&R	1,522,442	1,610,010	1,445,656
526 Health Insurance	227,522	640,078	909,839
530 Motor Pool	288,541	231,156	199,669
535 Unemployment Comp	152,186	147,145	158,889
540 Tort Claims & Insurance	129,583	58,824	(33,216)

## Accounts Receivable Outstanding Older than 30 days

<b>Clerk</b>			<b>Substance Abuse</b>			
010040-00600	1/2/2013	Carlson, McMahon & Sealby	500.00	193001-00191	01/24/2013 DSHS	13,289.13
010040-00608	1/2/2013	Cozart Moreau Law	200.00			
010040-00623	1/3/2013	Rosemary Pflugrath	200.00	<b>Regional Justice Center</b>		
010040-00635	1/3/2013	Thomas D Overcast	200.00	450001-01865	05/24/2011 DHS/ICE	147.00
<b>Sheriff</b>						
010145-01035	9/26/2012	Icicle Enterprises	423.49	450001-01876	06/06/2011 DHS/ICE	367.50
010145-01066	1/11/2013	USDA - Forest Service	33,332.04	450001-01909	07/05/2011 DHS/ICE	955.50
010145-01067	12/31/2012	Grant County DEM	2,811.00	450001-01941	08/02/2011 DHS/ICE	294.00
<b>Public Works</b>						
110001-00548	12/11/2012	Bremmer Construction	4,702.00	450001-01973	09/05/2011 DHS/ICE	441.00
401001-02133	12/3/2012	Servpro of Chelan & Douglas	96.00	450001-02014	10/04/2011 DHS/ICE	220.50
401001-02142	12/3/2012	Whitebird, Inc	537.00	450001-02052	11/02/2011 DHS/ICE	1,617.00
401001-02156	12/31/2012	Servicemaster	293.79	450001-02083	12/05/2011 DHS/ICE	588.00
530001-00249	12/31/2012	Chelan Co Noxious Weed	57.30	450001-02114	12/31/2011 DHS/ICE	661.50
<b>Noxious Weeds</b>						
128001-00067	12/31/2012	WA St Dept of Agriculture	6,038.01	450001-02142	02/02/2012 DHS/ICE	882.00
128001-00071	01/14/2013	Okanogan County NWCB	37.50	450001-02197	04/09/2012 DHS/ICE	441.00
<b>Natural Resources</b>						
180001-00708	12/31/2011	WA St Dept of Ecology	9,191.01	450001-02232	05/07/2012 DHS/ICE	441.00
180001-00755	7/19/2012	WA St Dept of Ecology	4,951.88	450001-02264	06/06/2012 DHS/ICE	441.00
180001-00773	10/29/2012	WA St Dept of Ecology	2,894.59	450001-02355	09/11/2012 Department of Corrections	3,702.16
180001-00795	12/31/2012	Bonneville Power Admin	1,455.95	450001-02390	11/05/2012 Department of Corrections	1,132.50
180001-00796	12/31/2012	WA St Dept of Ecology	58,787.17	450001-02398	11/07/2012 Department of Corrections	1,460.05
180001-00798	12/31/2012	WA St Dept of Ecology	17,531.56	450001-02444	12/31/2012 YWCA	122.50
180001-00799	12/31/2012	Emergency Management WA	37,108.92	450001-02454	12/31/2012 Department of Corrections	1,131.32
180001-00800	12/31/2012	USDA - Forest Service	56,314.77	450001-02457	01/03/2013 Chelan County Parent Ed	1,203.00
180001-00801	12/31/2012	WA St Dept of Ecology	20,221.64	<b>Health Insurance</b>		
180001-00802	12/31/2012	WA St Dept of Ecology	38,494.53	526001-00003	12/31/2010 Daryl Mathena	241.03
180001-00803	12/31/2012	Bonneville Power Admin	52,112.13	526001-00004	3/8/2011 Daryl Mathena	458.78
180001-00804	12/31/2012	WA St Dept of Ecology	579.85			
180001-00805	12/31/2012	WA St Dept of Ecology	3,409.39			
180001-00806	12/31/2012	HCP Tributary Committee	8,770.08			

If any of these outstanding receivables have been paid, will not be paid, or need adjustment,  
please contact the Chelan County Auditor's Accounting Office.